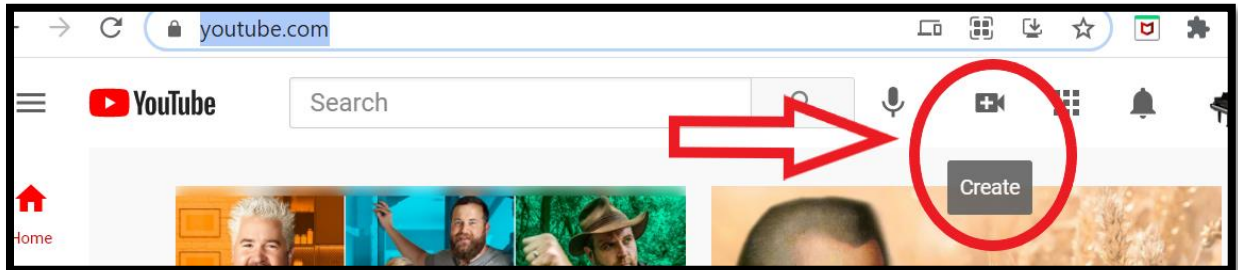
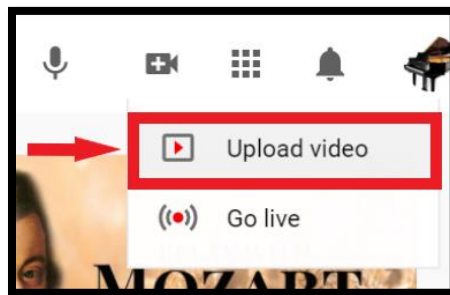


How to create a YouTube link

1. Go to <https://www.youtube.com/>.
2. Sign-in or create an account if you do not have an account.
3. At the top of the page, click on “create” icon.



4. Select “Upload video.”



5. Select a video you would like to upload.
6. For Title, follow the format below:
“LWMP NAME LEVEL”

Under description, add the following info:

- Name of Student
- Level
- Title of pieces and composers

Select “Yes, it’s made for kids”

LWMP Saved as draft ! X


Details Video elements Visibility

Details

Title (required)
LWMP


Description ?
Level
Pieces
Composers

Thumbnail
Select or upload a picture that shows what's in your video. A good thumbnail stands out and draws viewers' attention. [Learn more](#)

Upload thumbnail 

Playlists
Add your video to one or more playlists. Playlists can help viewers discover your content faster. [Learn more](#)


Playlists
Select


Video link
<https://youtu.be/eTCFdkBtCqg>
Filename
20210210_104513.mp4

HD Finished processing NEXT

LWMP Saved as draft ! X

Details Video elements Visibility

Upload thumbnail 

Playlists
Add your video to one or more playlists. Playlists can help viewers discover your content faster. [Learn more](#)


Playlists
Select

Audience
This video is set to made for kids Set by you
Regardless of your location, you're legally required to comply with the Children's Online Privacy Protection Act (COPPA) and/or other laws. You're required to tell us whether your videos are made for kids. [What's content made for kids?](#)

Yes, it's made for kids
 No, it's not made for kids

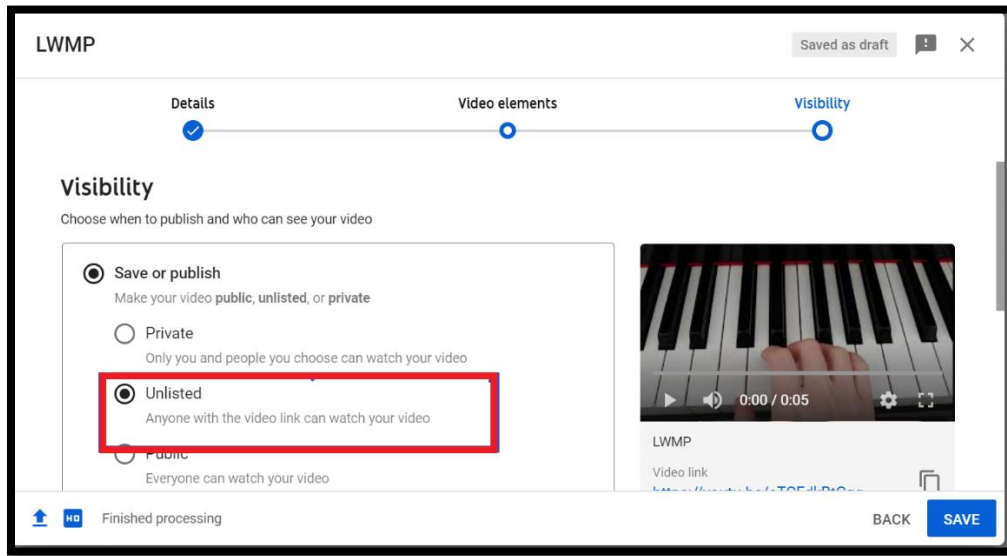
Age restriction (advanced)

MORE OPTIONS
Paid promotion, tags, subtitles, and more

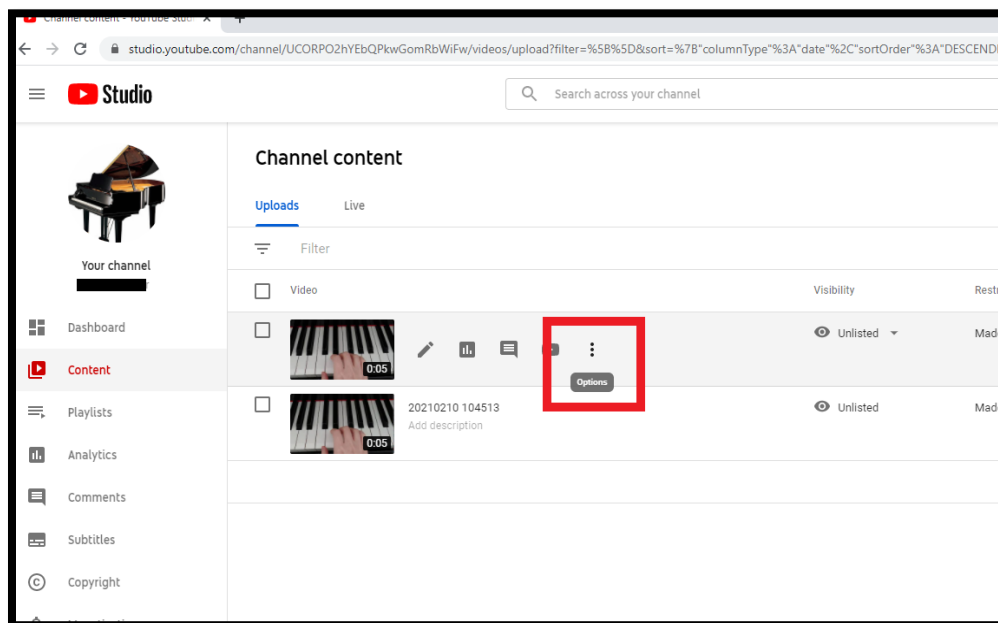

Video link
<https://youtu.be/eTCFdkBtCqg>
Filename
20210210_104513.mp4

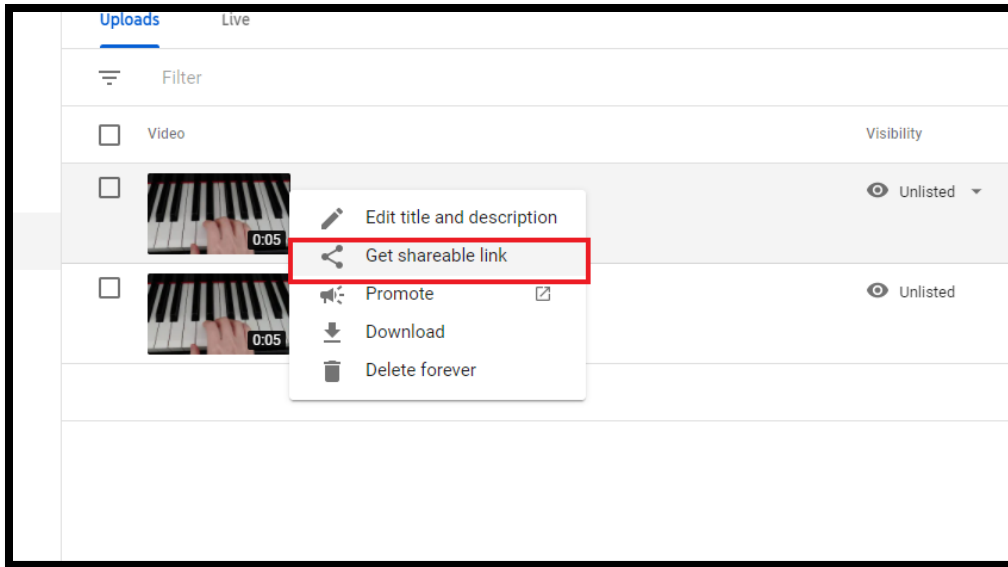
HD Finished processing NEXT

7. Click “Next” for “Video elements” section.
8. Under Visibility, select “Unlisted.”



9. Click “Save.”
10. Once you have finished uploading all the videos, then go to “Content” section on your Channel.
11. Click on “Option” (3 dots), then select “Get shareable link.”





12. Go to your email. Paste the link by pressing Ctrl + V or right click then paste.